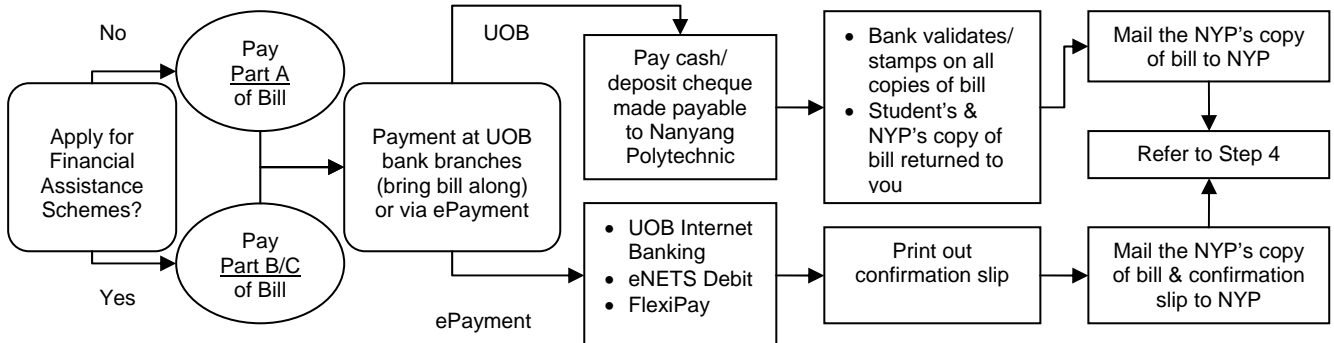


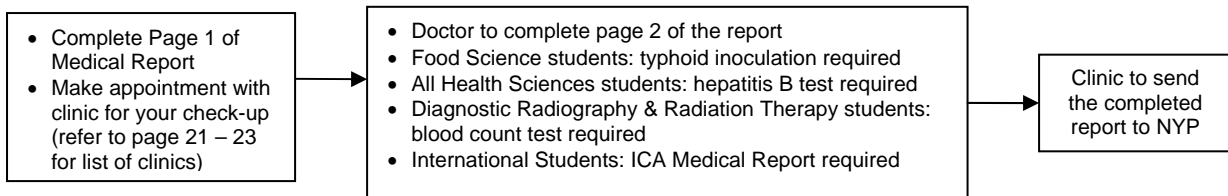
# ENROLMENT PROCEDURE

Please follow the steps closely to ensure that your enrolment is completed.

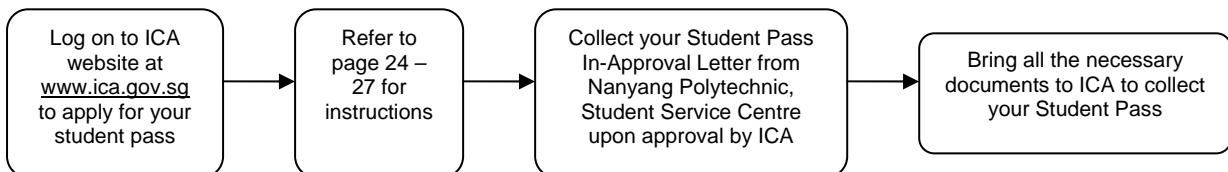
## Step 1: Fees Payment



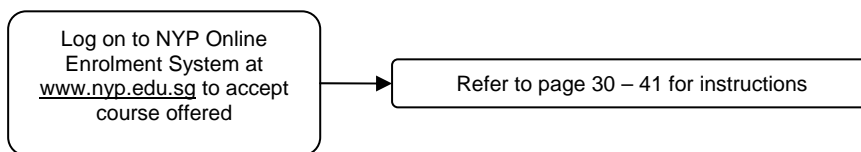
## Step 2: Medical Examination



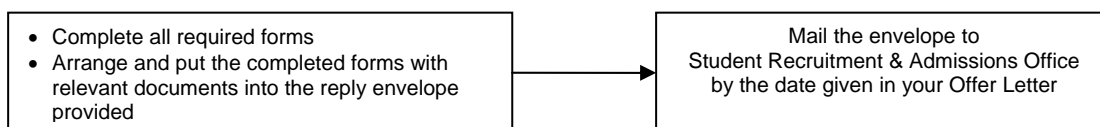
## Step 2A: For International Students Only



## Step 3: Log on to NYP Online Enrolment System



## Step 4: Mail-in the required documents & forms



## Step 5: Actions Required After Enrolment

- (A) Apply for your EzLink Card at TransitLink Office. \*
  - (B) Attend your School's Orientation. \*
  - (C) Collect your Student Card after school commences. \*
- \* Refer to the respective page(s) in this Guide for more details